

# Mister Maker

## Feline Friend

Before you begin:  
Be careful,  
scissors are sharp!



### YOU WILL NEED:

- .Pipe cleaners
- .A clean lolly stick
- .Glue
- .Pompom
- .Headband
- .Fun foam
- .Scissors




Step 1




Twist three pipe cleaners together to make some cat's whiskers.

Step 2



Make sure that the whiskers are evenly spaced.

Step 3




Glue the pipe cleaners to the stick where they twist together.

Step 4



Glue a fluffy pompom nose to the middle of the whiskers.

Step 5



Cut two leaf shapes from some fun foam.

Step 6



Fold each shape around the headband and glue into position to make ears.